



MT PORTABLE MACHINES

SUPERIOR PERFORMANCE...

Flange Facer - FE12



- | ***Externally Mounted***
- | ***Smooth & ASME B-16.5 Standards Finish***
- | ***Sturdy Storage***

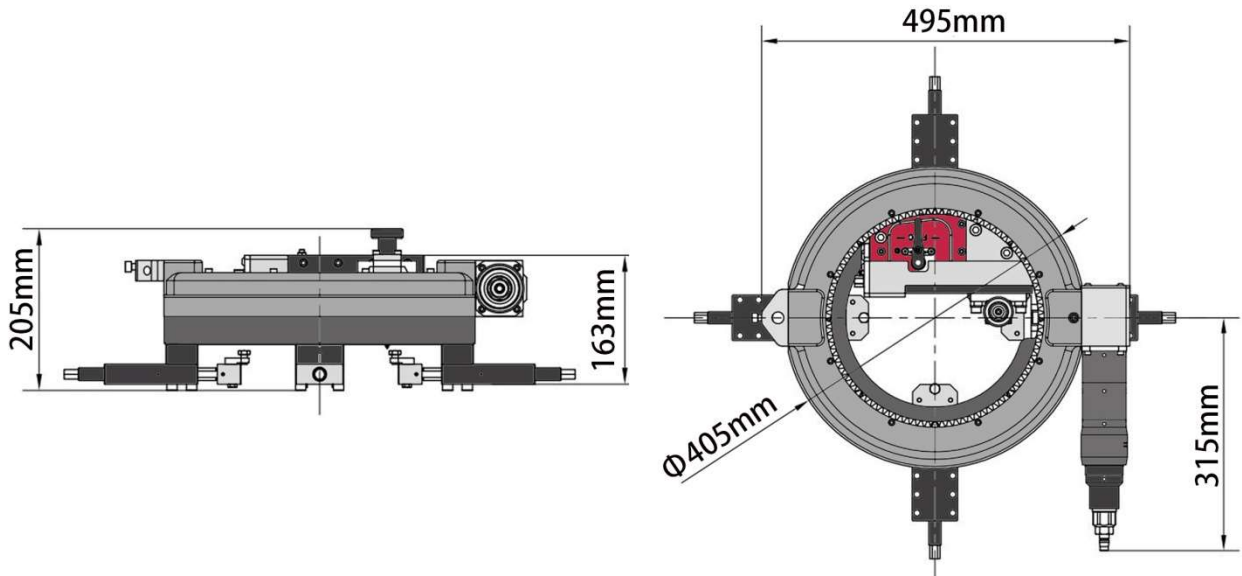


The *Flange Facing Machine FE12* is rugged, compact and ideal for quickly reconditioning rusty, scarred or worn flange gasket seats to like-new condition in minutes. Externally mounted, this machine has a working range of 0 mm (0") to 305mm (12") and features 2 continuous feed rates. It is powered by one 1.0Kw (1.34 Hp) high torque pneumatic motor and rotates on a high precision bearing giving excellent rigidity. The machine can machine standard FF and RF flange facings, RTJ and other V grooves, weld reparations, etc. The FE12 Flange Facer are suitable for the oil and gas industry, power plants, chemical plants, oil rigs and many others. They are prepared to implement applications complying with ASME standards.

KEY FEATURES

- ⦿ High-precision preloaded bearing makes the machine precise and robust
- ⦿ Lightweight, compact and portable
- ⦿ Externally mounted and operates in any orientation
- ⦿ Suitable for various flange types: flat face; raised face; ring type joints (RTJ); tongue & groove; lens ring; compact flanges
- ⦿ Pneumatic drive permits use in hazardous areas
- ⦿ 2 continuous groove facing feeds for a "gramophone" finish (ASME Standard)
- ⦿ 360° Swivel tool post for groove details
- ⦿ Sturdy storage

DIMENSIONS



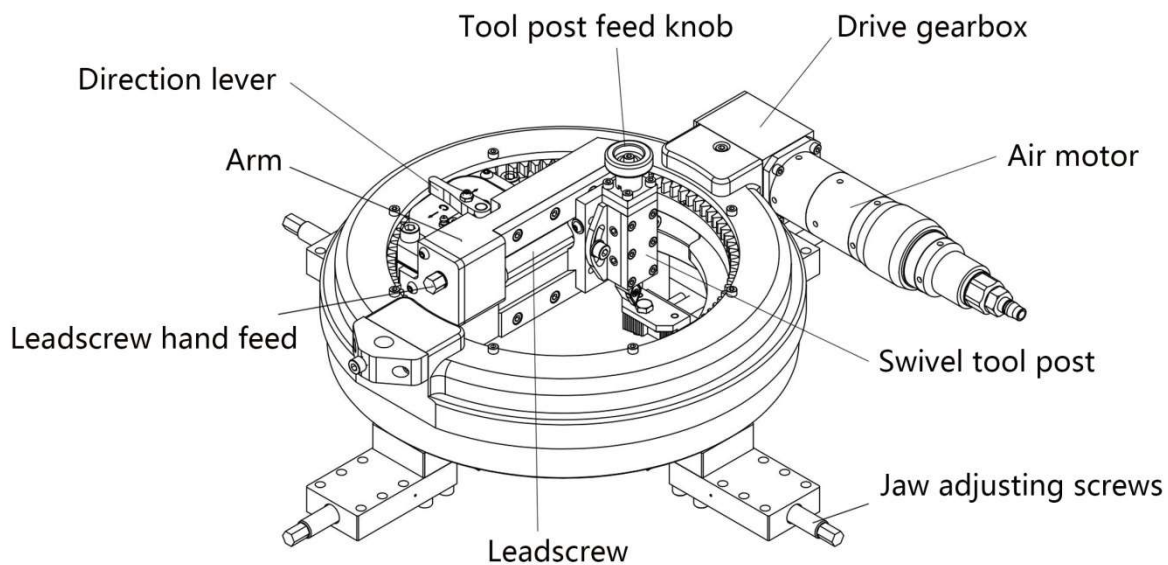
SPECIFICATION

FE12P Specification (Air motor)		
No	Description	Data
1	Facing Diameter Range	0-305 mm (0"-12")
2	Clamping Diameter Range	50-450 mm (2"-17.7")
3	Tool Post Travel	40 mm (1.57")
4	Motor	Air motor
5	Output	1.0 Kw (1.34 Hp)
6	Air supply needed@90psi	1.3 m ³ /min (35.3 s.c.f.m)
7	Rpm(max)	45 rpm


Facing Feed Rates			
Direction	Gear	rate (mm/rev)	rate (inch/rev)
OUT	F	0.125	0.005
IN	C	0.5 (ASME B-16.5)	0.02

FE12 Shipping Details		
Model	Description	Data
FE12P Air motor	Shipping weight, approximate	94.5 Kg
	Crate dimensions (L×W×H) Plastic box	830 × 620 × 580mm
FE12E Servo motor	Shipping weight, approximate	138.0 Kg
	Crate dimensions (L×W×H) Steel box	1160 × 600 × 510mm

CONFIGURATIONS



PACKING DETAIL



Jichuang Machinery Manufacturing Wuxi Co.,Ltd

Add: No.380-4 East Jincheng Road, National Hi-Tech Zone, Wuxi, China

Tel: 0510-88278255 · **Fax:** 0510-88234545 · **E-mail:** info@mtportable.com · **Web:** www.mtportable.com